

*Masterpiece of Design, Engineering and Style*



# SHEPHERD

FOR 1959



*where craftsmanship excels*

SHEPHERD BOATS LIMITED




*Brilliant performance..highly distinctive..designed to handle high powered motors!*

### MODEL 95

Outboard - inboard  
appearance transom  
designed to handle  
high powered new  
motors—can be fitted  
with 18 ft. conv. top.

### SPECIFICATIONS

Length — 15½ ft.  
outboard  
Beam — 6 ft. 4 inches  
Draft — 7" plus  
motor shaft length  
Weight — 600 lbs.  
approx.  
Moulded depth — 34"  
Freeboard fore and  
aft — 25½" —  
22½"  
Bottom — double  
planked 5/16"  
mahogany  
Sides — batten  
seamed 3/8"  
mahogany



### MODEL 55

### SPECIFICATIONS

Length — 16 feet  
Beam — 6 ft. 4 inches  
Draft — 7" plus  
motor shaft length  
Weight — 725 lbs.  
Moulded Depth—37"  
Freeboard fore and  
aft — 25½" —  
22½"  
Bottom — double  
planked 3/8"  
mahogany  
Sides — batten  
seamed 7/16"  
mahogany



**MODEL 65**

16 ft. Ski-Bee—medium H.P. with good economy—5 passenger comfort with vee-drive arrangement—designed for skiing.

**SPECIFICATIONS**

- Length — 16 ft.
- Beam — 6 ft. 4 inches
- Draft — 20 inches
- Weight — 1275 lbs. approx.
- Moulded depth — 34"
- Freeboard fore and aft — 22½" — 17½"
- Bottom — double planked 5/16" mahogany
- Sides — batten seamed 3/8" mahogany

*Two excellent examples of Shepherd skill and craftsmanship—yet modestly priced*

**MODEL 70**

Deluxe 16 ft. runabout—110 H.P. vee-drive installation—good economy and speed—a baby brother to the 18' runabout.

**SPECIFICATIONS**

- Length — 16 ft.
- Beam — 6 ft. 4 inches
- Draft — 22 inches
- Weight — approx. 1600 lbs.
- Moulded depth — 37 inches
- Freeboard fore and aft — 25½" — 22½"
- Bottom — double planked 3/8" mahogany
- Sides — batten seamed 7/16" mahogany



**S H E P H E R D   B O A T S   L I M I T E D**

*Dramatic in styling . . . superb in performance*




### **MODEL 105**

18 ft. vee-drive—convertible top  
standard equipment — rubber  
carpet—fire treated upholstery—  
glass wrap around windshield—  
power to 215 H.P.—really fast  
performer.

### **SPECIFICATIONS**

Length — 18 ft.  
Beam — 6 ft. 4 inches  
Draft — 24"  
Weight — approx. 1900 lbs.  
Moulded depth — 3 ft. 6 inches  
Freeboard fore and aft — 28 $\frac{1}{2}$ "  
— 22"  
Bottom — double planked  $\frac{3}{8}$ "  
mahogany  
Sides — batten seamed  $\frac{7}{16}$ "  
mahogany





*Motor boatings' masterpiece of styling . . .*

### **MODEL 120 and**


### **MODEL 120-S**

24 ft. sedan or utility with twin power up to 225 H.P.—vee-drive installation — wooden framed windshield—two extra seats or liquor cabinet and ice box optional.

#### **SPECIFICATIONS**

Length — 24 ft.  
Beam — 8 ft. 4 inches  
Draft — 25"  
Weight — approx.  
4800 lbs.  
Moulded depth — 4 ft.  
7 inches

Freeboard fore and aft  
— 36½" — 25"  
Bottom — double  
planked ¾"  
mahogany  
Sides — batten seamed  
7/16" mahogany



### **MODEL 110**

22 ft. utility in vee-drive installation. Model 110-S available with behind front seats — power to 275 H.P. 5 or 7 adult capacity.

#### **SPECIFICATIONS**



Length — 22 ft.  
Beam — 7 ft. 4 inches  
Draft — 25"  
Weight — approx.  
3000 lbs.  
Moulded depth — 4 ft.  
3½ inches

Freeboard fore and aft  
— 34½" — 24"  
Bottom — double  
planked ¾"  
mahogany  
Sides — batten seamed  
7/16" mahogany

**S H E P H E R D   B O A T S   L I M I T E D**



**LUXURY**  
and  
**GRACE**  
*in every detail . . .*



**MODEL 155A (Commuter)**

**SPECIFICATIONS**


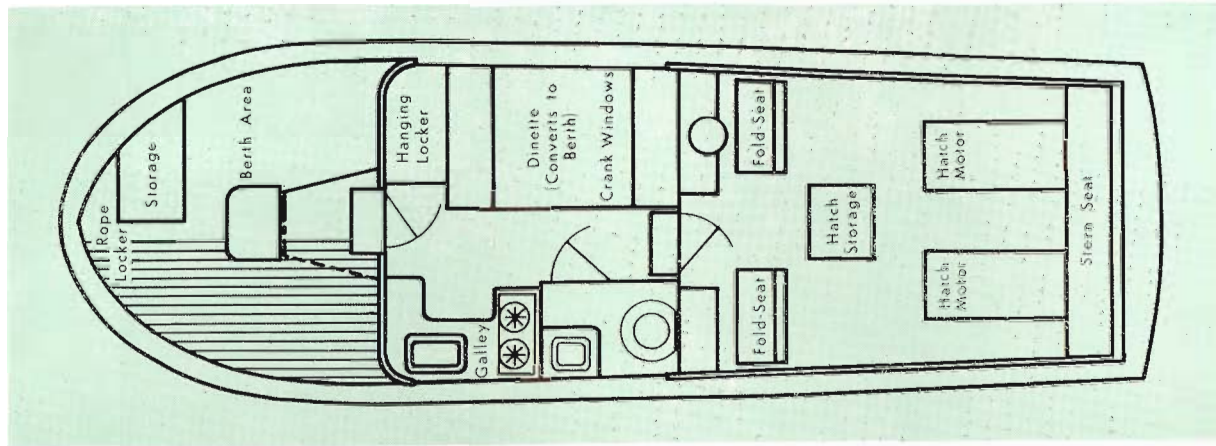
Length — 30 ft.  
Beam — 9 ft. 10 inches  
Draft — 27 inches  
Weight — approx. 4 ton  
Moulded Depth — 67 $\frac{1}{4}$  inches  
Freeboard fore and aft — 49"—38"  
Bottom — double planked  $\frac{5}{8}$ "  
mahogany

**MODEL 150**

**SPECIFICATIONS**

Length — 27 ft.  
Beam — 9 ft. 4 inches  
Draft — 27 inches  
Weight — 6750 lbs.  
Moulded Depth — 56 inches  
Freeboard fore and aft — 46"—32"  
Bottom — double planked  $\frac{1}{2}$ "  
mahogany  
Sides — batten seamed  $\frac{5}{8}$ "  
mahogany

*To-morrow's Design . . . to-day's finest engineering!*




**MODEL 155-45**

30 ft. sleep 4 Cruiser—Air Foam Mattresses — crank windows — power up to twin 215 H.P. — sound proof cabin—12 ft. flush deck.


**SPECIFICATIONS**

- Length — 30 ft.
- Beam — 9 ft. 10 inches
- Draft — 27 inches
- Weight — approx. 4 ton
- Moulded depth — 67¼"
- Freeboard fore and aft — 49"—38"
- Bottom — double planked ½" mahogany
- Sides — batten seamed ¾" mahogany
- Headroom — 6 ft. 2 inches



**S H E P H E R D   B O A T S   L I M I T E D**

SHEPHERD BOAT PLANT



Where  
Craftsmanship  
Excels

**SHEPHERD BOATS  
LIMITED**

NIAGARA-ON-THE-LAKE • ONTARIO • CANADA

## *Statement of Policy*

The Shepherd breath-taking-line for '59 . . . has been designed with your 'family' in mind, providing all the comforts of luxury cruising for years of trouble-free, care-free, boating pleasure. The new advance styling, features sharp clean lines from bow to stern, in pleasure craft engineered for to-day's greater power. Pride of ownership is achieved with classic distinction in the Shepherd line for '59.

Printed in Canada